

Signify Classified - Internal
Cooper Lighting Solutions Photometric Lab
1121 Highway 74 South
Peachtree City, GA 30269



Scaled data based on original data using
LM-79-08 Approved Method: Electrical and Photometric Measurements of Solid-
State Lighting Products

Test Report Prepared for
Cooper Lighting Solutions
(formerly Eaton)

Brand: STREETWORKS

Report Number: P869987

Luminaire Tested: **MEM2-HTN-SA-90-840-U-T3**

Issue Date: 08/21/2024



Test Information

Test Method: LM-79-08
Report Number: P869987
Test Lab: INNOVATION CENTER(G3)
Issue Date: 08/21/2024
Manufacturer: COOPER LIGHTING SOLUTIONS (FORMERLY EATON)
Product Line: STREETWORKS
Catalog Number: MEM2-HTN-SA-90-840-U-T3
Description: EPIC MODERN TALL HOUSING DISCRETE LED ARRAYS 90W 80CRI 4000K
FIXTURE w/ TYPE III DISTRIBUTION OPTIC
Light Source: (20) 4000K CCT, 80 CRI LEDS
Ballast/Driver: ELECTRONIC DRIVER

Summary

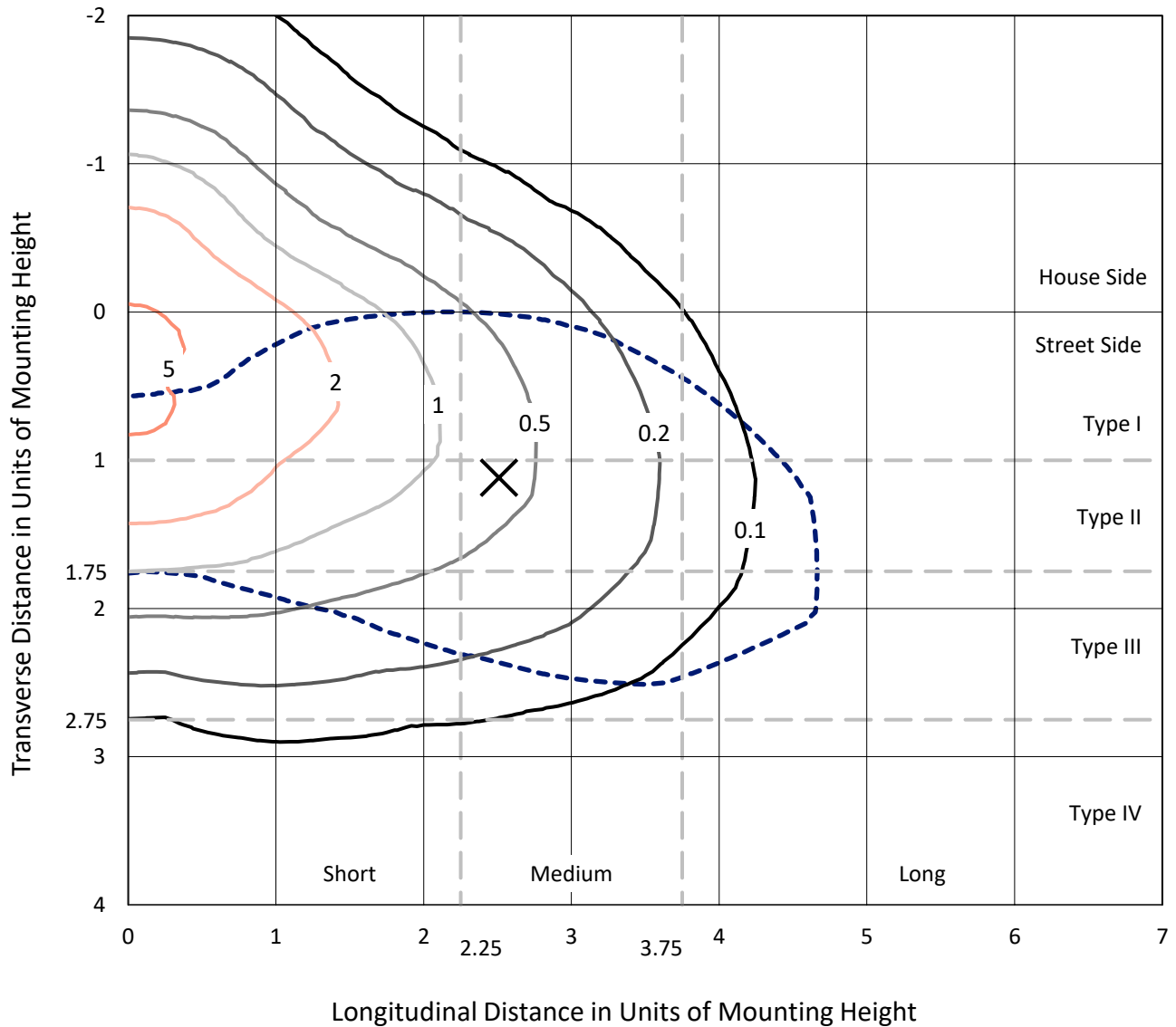
Lumens per Lamp: N/A
Luminaire Lumens: 12232.4 lumens
Efficiency: N/A
Efficacy: 135.9 lumens/watt
Luminous Opening: Rectangular (W 0.67' x L: 0.33' x H: 0')
IES Classification: Type III - Medium
BUG Rating: B2 - U0 - G2

Input Watts (W): 90
Input Voltage (V): 120
Input Current (A_{in}): NR
Voltage Rise (V): NR
Power Factor: 0.99
Total Harmonic Distortion (THDi): 6.20%
Frequency (hertz): 60
Stabilization Time: NR
Operation Time: NR
Ambient Temperature (°C): NR
Test Distance: 24 FT

REPORT NUMBER: P869987
 CATALOG NUMBER: MEM2-HTN-SA-90-840-U-T3

Iso-Footcandle Lines of Horizontal Illumination

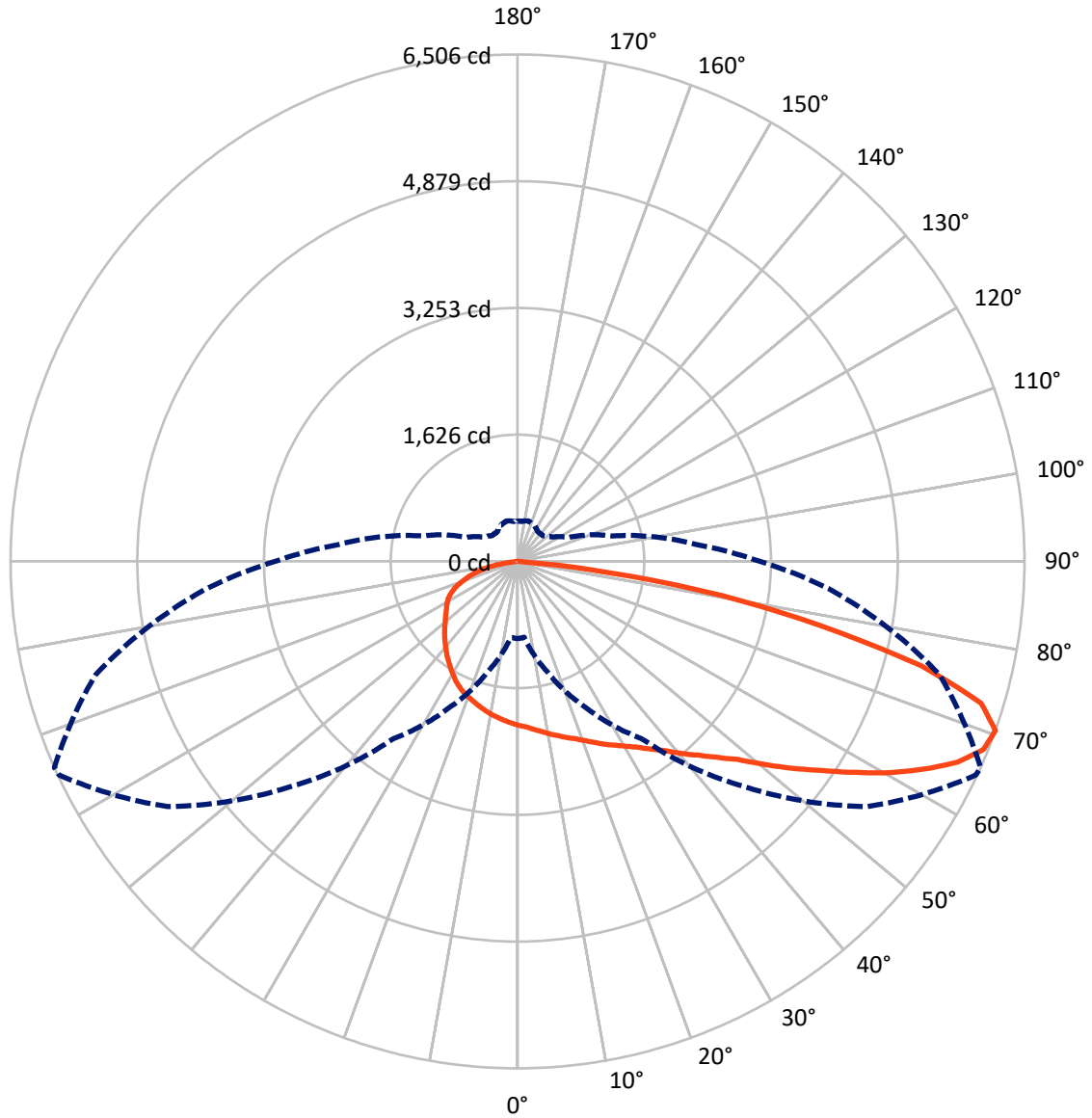
× Max cd
 - - - 1/2 Max cd



Based on 20 foot mounting height. Maximum calculated value = 5.6 fc
 Type III - Medium - N/A

REPORT NUMBER: P869987
CATALOG NUMBER: MEM2-HTN-SA-90-840-U-T3

Luminous Intensity Polar Plot



— Vertical Plane Through 66-Deg Lateral - - - Horizontal Cone Through 70-Deg Vertical

REPORT NUMBER: P869987
 CATALOG NUMBER: MEM2-HTN-SA-90-840-U-T3

FLUX DISTRIBUTION:

		Downward	Upward	Total
House Side	Lumens	3152.4	0.0	3152.4
	% Fixture	25.8	0.0	25.8
Street Side	Lumens	9080.0	0.0	9080.0
	% Fixture	74.2	0.0	74.2
Total	Lumens	12232.4	0.0	12232.4
	% Fixture	100.0	0.0	100.0

Coefficient of Utilization

ZONAL LUMENS:

Zone	Lumens	% Fixture
0°-10°	201.4	1.6
10°-20°	599.9	4.9
20°-30°	1007.7	8.2
30°-40°	1518.1	12.4
40°-50°	2061.1	16.8
50°-60°	2449.2	20.0
60°-70°	2499.5	20.4
70°-80°	1671.8	13.7
80°-90°	223.7	1.8
90°-100°	0.0	0.0
100°-110°	0.0	0.0
110°-120°	0.0	0.0
120°-130°	0.0	0.0
130°-140°	0.0	0.0
140°-150°	0.0	0.0
150°-160°	0.0	0.0
160°-170°	0.0	0.0
170°-180°	0.0	0.0
0°-90°	12232.4	100.0
0°-180°	12232.4	100.0



REPORT NUMBER: P869987

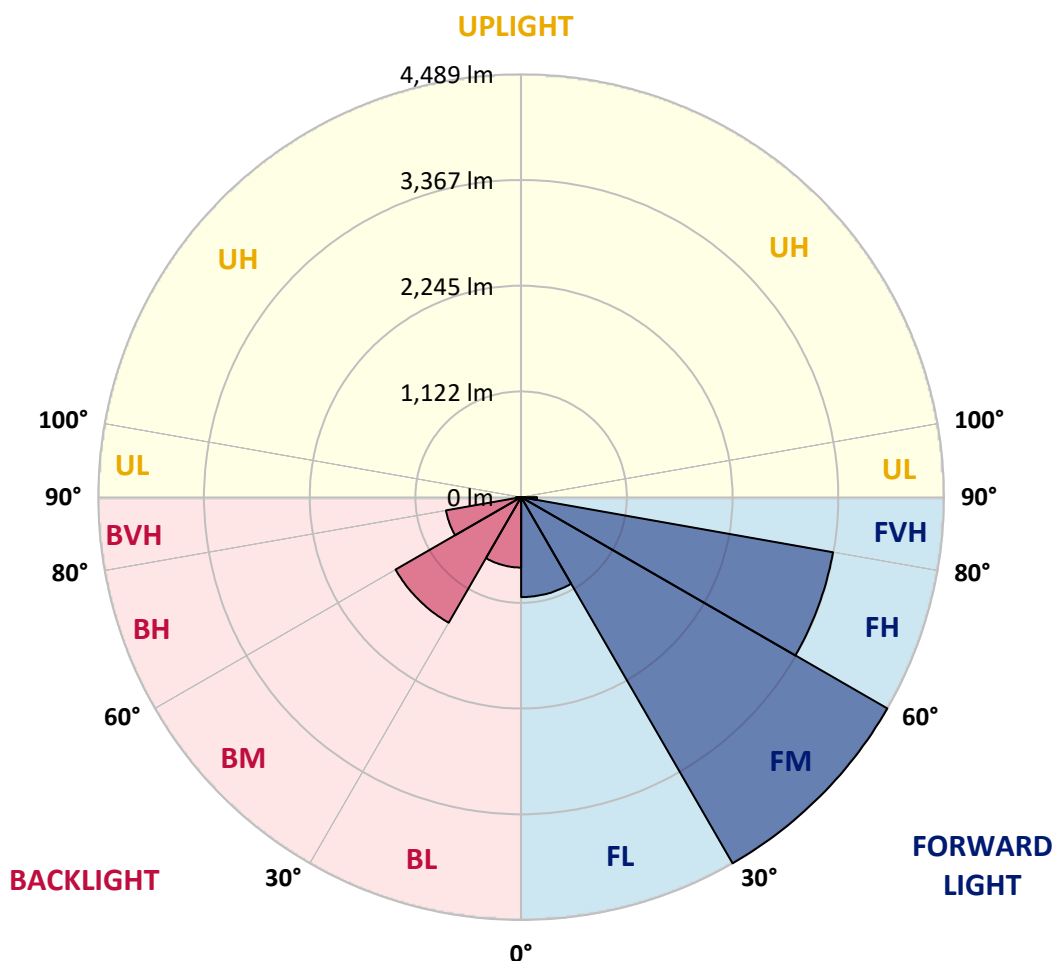
CATALOG NUMBER: MEM2-HTN-SA-90-840-U-T3

LUMINAIRE CLASSIFICATION SYSTEM LUMEN TABLE AND BUG RATING:

Zone		Lumens	% Fixture	Zone Rating/Lumen Limit		
				B	U	G
FL	(0°-30°)	1061.6	8.7			
FM	(30°-60°)	4489.1	36.7			
FH	(60°-80°)	3361.9	27.5			G2/5000
FVH	(80°-90°)	167.5	1.4			G2/225
BL	(0°-30°)	747.5	6.1	B2/1000		
BM	(30°-60°)	1539.3	12.6	B2/2500		
BH	(60°-80°)	809.5	6.6	B2/1000		G2/1000
BVH	(80°-90°)	56.1	0.5			G1/100
UL	(90°-100°)	0.0	0.0		U0/0	
UH	(100°-180°)	0.0	0.0		U0/0	

BUG Rating: B2-U0-G2

Type III Medium





REPORT NUMBER: P869987

CATALOG NUMBER: MEM2-HTN-SA-90-840-U-T3

CANDELA DISTRIBUTION (FULL):

	0°	5°	15°	25°	35°	45°	55°	65°	66°	75°	85°
0°	2104.7	2104.7	2104.7	2104.7	2104.7	2104.7	2104.7	2104.7	2104.7	2104.7	2104.7
2.5°	2180.0	2170.3	2163.0	2167.8	2153.3	2158.1	2141.1	2129.0	2126.5	2121.7	2116.8
5°	2248.0	2248.0	2235.9	2235.9	2218.9	2216.4	2192.1	2165.4	2165.4	2148.4	2129.0
7.5°	2320.9	2316.1	2301.5	2299.1	2279.6	2274.8	2248.0	2206.7	2204.3	2172.7	2143.5
10°	2372.0	2374.4	2364.7	2364.7	2350.1	2338.0	2299.1	2255.3	2250.5	2209.2	2163.0
12.5°	2410.9	2415.7	2413.3	2413.3	2401.1	2401.1	2357.4	2299.1	2294.2	2240.7	2175.1
15°	2452.2	2449.8	2457.0	2459.5	2454.6	2447.3	2415.7	2347.7	2345.3	2274.8	2192.1
17.5°	2488.6	2486.2	2488.6	2500.8	2503.2	2503.2	2471.6	2401.1	2391.4	2316.1	2206.7
20°	2510.5	2515.4	2525.1	2539.7	2547.0	2566.4	2539.7	2464.3	2454.6	2359.8	2238.3
22.5°	2593.1	2578.6	2585.9	2595.6	2605.3	2632.0	2607.7	2530.0	2522.7	2425.5	2274.8
25°	2734.1	2734.1	2717.1	2700.1	2687.9	2700.1	2680.6	2605.3	2600.4	2483.8	2316.1
27.5°	2979.6	2979.6	2943.1	2879.9	2799.7	2777.8	2763.3	2685.5	2670.9	2547.0	2342.8
30°	3290.6	3300.4	3234.7	3127.8	2979.6	2882.4	2845.9	2760.8	2753.5	2610.2	2384.1
32.5°	3623.6	3643.0	3594.4	3438.9	3195.9	3006.3	2948.0	2860.5	2843.5	2685.5	2437.6
35°	3922.5	3942.0	3876.3	3730.5	3419.5	3186.1	3069.5	2969.8	2960.1	2782.7	2517.8
37.5°	4165.6	4170.4	4129.1	3951.7	3606.6	3336.8	3220.2	3101.1	3081.6	2899.4	2602.9
40°	4423.2	4442.6	4401.3	4182.6	3776.7	3499.7	3370.8	3259.0	3242.0	3020.9	2683.1
42.5°	4692.9	4690.5	4690.5	4381.9	3946.8	3635.7	3533.7	3409.7	3400.0	3144.8	2770.6
45°	4858.2	4867.9	4841.2	4500.9	4197.2	3776.7	3691.6	3601.7	3584.7	3317.4	2884.8
47.5°	4899.5	4877.6	4756.1	4593.3	4479.1	3922.5	3890.9	3837.5	3798.6	3506.9	3025.7
50°	4843.6	4809.6	4739.1	4634.6	4583.6	4097.5	4092.6	4119.4	4092.6	3737.8	3188.6
52.5°	4634.6	4629.7	4617.6	4641.9	4559.3	4236.0	4321.1	4413.4	4408.6	3973.6	3358.7
55°	4194.7	4226.3	4372.1	4525.2	4466.9	4330.8	4576.3	4753.7	4734.2	4250.6	3533.7
57.5°	3745.1	3776.7	3963.8	4328.4	4377.0	4432.9	4863.1	5140.1	5108.5	4552.0	3694.1
60°	3353.8	3319.8	3506.9	4031.9	4250.6	4525.2	5147.4	5531.4	5504.7	4853.3	3859.3
62.5°	2734.1	2768.1	3067.1	3599.3	4073.2	4583.6	5380.7	5886.2	5869.2	5130.4	3993.0
65°	2163.0	2116.8	2566.4	3144.8	3767.0	4564.1	5582.4	6219.2	6207.0	5402.6	4095.1
67.5°	1470.3	1438.7	2031.7	2692.8	3351.4	4408.6	5628.6	6442.8	6447.6	5563.0	4121.8
70°	991.6	977.0	1460.6	2070.6	2775.4	4073.2	5485.2	6488.9	6505.9	5604.3	4002.7
72.5°	731.5	729.1	1069.3	1477.6	2065.8	3438.9	5093.9	6187.6	6219.2	5312.7	3652.8
75°	576.0	583.3	763.1	1049.9	1378.0	2544.5	4284.6	5305.4	5354.0	4588.4	3033.0
77.5°	471.5	471.5	534.7	753.4	921.1	1579.7	3081.6	3883.6	3980.9	3541.0	2335.5
80°	381.6	388.9	396.1	524.9	610.0	901.6	1793.6	2590.7	2661.2	2466.8	1686.6
82.5°	209.0	223.6	216.3	272.2	306.2	418.0	712.1	1047.5	1154.4	1028.0	765.5
85°	14.6	9.7	17.0	21.9	26.7	41.3	55.9	77.8	72.9	104.5	53.5
87.5°	2.4	2.4	2.4	4.9	4.9	7.3	9.7	9.7	9.7	9.7	9.7
90°	0.0	0.0	0.0	0.0	0.0	0.0	0.0	0.0	0.0	0.0	0.0



REPORT NUMBER: P869987

CATALOG NUMBER: MEM2-HTN-SA-90-840-U-T3

CANDELA DISTRIBUTION (continued):

	90°	95°	105°	115°	125°	135°	145°	155°	165°	175°	180°
0°	2104.7	2104.7	2104.7	2104.7	2104.7	2104.7	2104.7	2104.7	2104.7	2104.7	2104.7
2.5°	2114.4	2102.2	2082.8	2077.9	2070.6	2060.9	2051.2	2036.6	2031.7	2036.6	2041.5
5°	2116.8	2099.8	2068.2	2048.8	2029.3	2012.3	1992.9	1973.4	1961.3	1963.7	1973.4
7.5°	2124.1	2099.8	2051.2	2019.6	1988.0	1961.3	1929.7	1907.8	1893.2	1895.6	1902.9
10°	2133.8	2099.8	2041.5	1988.0	1944.3	1905.4	1873.8	1847.0	1832.5	1830.0	1832.5
12.5°	2136.2	2097.4	2019.6	1954.0	1900.5	1849.5	1815.4	1791.1	1776.6	1769.3	1774.1
15°	2143.5	2090.1	1997.7	1917.5	1851.9	1798.4	1757.1	1728.0	1718.2	1713.4	1710.9
17.5°	2153.3	2087.6	1978.3	1881.1	1803.3	1742.5	1706.1	1676.9	1664.8	1659.9	1664.8
20°	2167.8	2090.1	1956.4	1844.6	1759.5	1698.8	1657.5	1628.3	1618.6	1616.2	1613.7
22.5°	2187.3	2094.9	1939.4	1810.6	1710.9	1650.2	1608.9	1589.4	1582.1	1584.6	1584.6
25°	2206.7	2099.8	1915.1	1764.4	1659.9	1596.7	1567.6	1553.0	1557.8	1567.6	1567.6
27.5°	2223.7	2097.4	1881.1	1715.8	1599.1	1540.8	1518.9	1521.4	1533.5	1550.5	1553.0
30°	2245.6	2097.4	1844.6	1655.0	1531.1	1475.2	1470.3	1489.8	1509.2	1526.2	1526.2
32.5°	2279.6	2111.9	1815.4	1594.3	1460.6	1416.9	1438.7	1465.5	1487.4	1504.4	1509.2
35°	2338.0	2143.5	1796.0	1533.5	1392.6	1361.0	1402.3	1446.0	1460.6	1472.8	1475.2
37.5°	2393.9	2172.7	1771.7	1475.2	1322.1	1309.9	1365.8	1412.0	1414.4	1421.7	1421.7
40°	2447.3	2194.6	1740.1	1412.0	1254.0	1254.0	1319.7	1358.5	1353.7	1346.4	1348.8
42.5°	2505.7	2206.7	1703.6	1353.7	1198.1	1198.1	1251.6	1285.6	1283.2	1292.9	1300.2
45°	2576.1	2231.0	1655.0	1300.2	1139.8	1130.1	1173.8	1203.0	1239.5	1283.2	1295.4
47.5°	2673.3	2265.1	1616.2	1241.9	1091.2	1057.2	1074.2	1135.0	1176.3	1212.7	1217.6
50°	2775.4	2313.7	1582.1	1181.1	1032.9	972.1	986.7	1054.8	1079.1	1093.6	1100.9
52.5°	2884.8	2352.5	1553.0	1130.1	972.1	884.6	904.1	969.7	986.7	998.9	1001.3
55°	2979.6	2384.1	1516.5	1081.5	906.5	802.0	826.3	889.5	906.5	921.1	921.1
57.5°	3079.2	2413.3	1492.2	1040.2	836.0	734.0	751.0	814.2	838.5	843.3	850.6
60°	3161.8	2440.0	1470.3	1001.3	770.4	673.2	685.3	741.2	770.4	772.8	777.7
62.5°	3220.2	2457.0	1458.2	952.7	704.8	612.4	622.2	678.1	712.1	719.4	721.8
65°	3256.6	2466.8	1436.3	889.5	648.9	561.4	561.4	617.3	651.3	668.3	673.2
67.5°	3239.6	2449.8	1378.0	816.6	597.9	510.4	507.9	563.8	593.0	602.7	605.1
70°	3108.4	2350.1	1258.9	726.7	544.4	464.2	459.3	510.4	537.1	515.2	517.7
72.5°	2841.0	2124.1	1096.1	636.7	488.5	420.4	415.6	459.3	461.8	461.8	459.3
75°	2393.9	1735.2	874.9	542.0	430.2	374.3	376.7	410.7	413.2	425.3	418.0
77.5°	1834.9	1285.6	682.9	432.6	364.5	333.0	345.1	357.3	374.3	391.3	374.3
80°	1334.2	887.1	473.9	323.2	281.9	281.9	286.8	298.9	323.2	340.2	323.2
82.5°	571.1	391.3	218.7	160.4	138.5	136.1	138.5	138.5	170.1	175.0	153.1
85°	43.7	36.5	26.7	26.7	21.9	12.2	12.2	9.7	7.3	7.3	7.3
87.5°	9.7	7.3	7.3	7.3	4.9	4.9	4.9	4.9	4.9	4.9	4.9
90°	0.0	0.0	0.0	0.0	0.0	0.0	0.0	0.0	0.0	0.0	0.0

Cooper Lighting Solutions Photometric Lab
1121 Highway 74 South
Peachtree City, GA 30269



LM-79-2019: Approved Method: Electrical and Photometric Measurements of Solid-
State Lighting Products

Report Prepared for

Cooper Lighting Solutions

Streetworks

Report Number: SP1-2407-157-8

Test Date: 09/05/2024

Luminaire Tested: MEM2-HTN-SA-30-840-U-5WQ

Data in this report applies to families of products including MEM2-HTN-SA-30-840-U-5WQ

Test Information

Test Method: LM-79-2019
 Report Number: SP1-2407-157-8
 Test Lab: COOPER LIGHTING SOLUTIONS
 Photometer: SP1 - 76IN SPHERE
 Measurement Geometry: 4π
 Issue Date: 09/05/2024
 Manufacturer: COOPER LIGHTING SOLUTIONS
 Product Line: Streetworks
 Catalog Number: **MEM2-HTN-SA-30-840-U-5WQ**
 Description: Epic Modern Light Square 30W 5WQ Optic

Spectral Parameters

CCT (K): 3996
 CIE u': 0.2245
 CIE v': 0.5031
 Duv: 0.0012
 CIE x: 0.3815
 CIE y: 0.3799
 CIE z: 0.2386
 Peak Wavelength (nm): 449
 Dominant Wavelength (nm): 578
 Purity: 28.49233
 Rf: 82.6
 Rg: 95.1

CRI (Ra):	80.6		
R1:	78.1	R9:	-5.8
R2:	87.1	R10:	70.3
R3:	94.5	R11:	78.7
R4:	79.7	R12:	60.5
R5:	78.7	R13:	80.2
R6:	82.7	R14:	97.2
R7:	84.3	R15:	70.6
R8:	59.5		



Test Conditions

Stabilization Time: 29M
 Operation Time: 1H 29M
 Sphere Temperature (°C): 24.3

REPORT NUMBER: SP1-2407-157-8

Measurement and Test Equipment			
Instrument	Identification Number	Calibration Date	Calibration Due Date
Photometer	IN0058	6/18/2024	12/18/2024
Power Meter	INXT2011004	2/8/2024	2/8/2025
AC Power Source	IN0063	10/24/2023	10/24/2024
DC Power Source	IN0208	10/24/2023	10/24/2024
Sphere Thermometer	IN0085	10/24/2023	10/24/2024
Room Thermometer	IN0046	10/24/2023	10/24/2024

REPORT NUMBER: SP1-2407-157-8

CIE 1931 Chromaticity Diagram



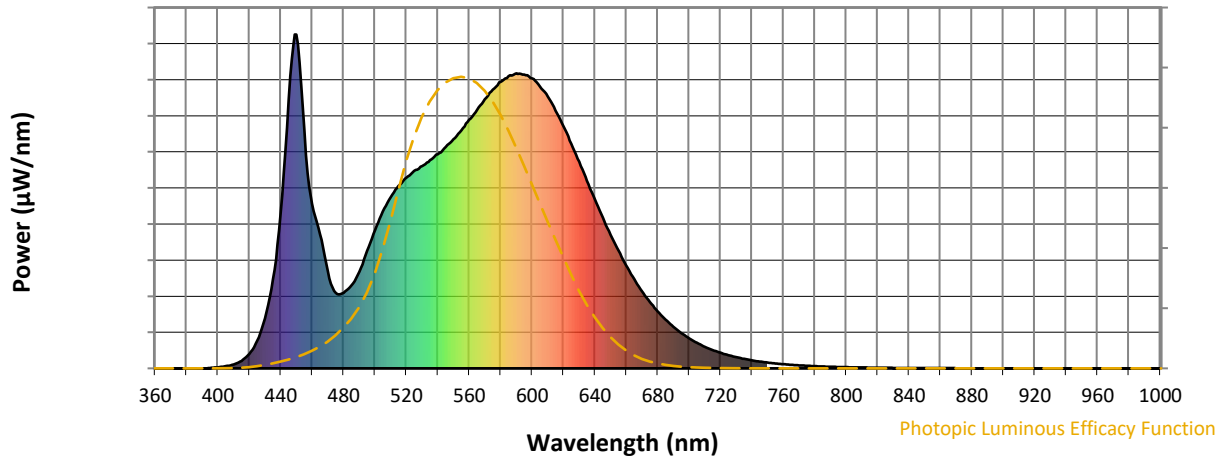
CIE 1931 Chromaticity Diagram with 2017 ANSI 7-Step and 4-Step Quadrangles



Point lies inside the ANSI 4000K 4-step quadrangle

REPORT NUMBER: SP1-2407-157-8

Photopic Flux vs. Wavelength



Photopic Lumens: NR

λ (nm)	Power W [^] /nm	Lumens (ϕ /nm)	λ (nm)	Power W [^] /nm	Lumens (ϕ /nm)	λ (nm)	Power W [^] /nm	Lumens (ϕ /nm)	λ (nm)	Power W [^] /nm	Lumens (ϕ /nm)	λ (nm)	Power W [^] /nm	Lumens (ϕ /nm)
360	0	NR	490	289	NR	620	725	NR	750	17	NR	880	0	NR
365	0	NR	495	351	NR	625	673	NR	755	15	NR	885	0	NR
370	0	NR	500	414	NR	630	619	NR	760	13	NR	890	0	NR
375	0	NR	505	470	NR	635	562	NR	765	11	NR	895	0	NR
380	0	NR	510	513	NR	640	506	NR	770	9	NR	900	0	NR
385	0	NR	515	546	NR	645	452	NR	775	8	NR	905	0	NR
390	0	NR	520	571	NR	650	400	NR	780	7	NR	910	0	NR
395	1	NR	525	592	NR	655	352	NR	785	6	NR	915	0	NR
400	3	NR	530	606	NR	660	307	NR	790	5	NR	920	0	NR
405	6	NR	535	624	NR	665	267	NR	795	4	NR	925	0	NR
410	12	NR	540	642	NR	670	231	NR	800	4	NR	930	0	NR
415	22	NR	545	663	NR	675	199	NR	805	3	NR	935	0	NR
420	44	NR	550	686	NR	680	171	NR	810	3	NR	940	0	NR
425	83	NR	555	713	NR	685	146	NR	815	2	NR	945	0	NR
430	150	NR	560	745	NR	690	125	NR	820	2	NR	950	0	NR
435	267	NR	565	774	NR	695	106	NR	825	2	NR	955	0	NR
440	466	NR	570	806	NR	700	90	NR	830	1	NR	960	0	NR
445	804	NR	575	835	NR	705	76	NR	835	1	NR	965	0	NR
450	1000	NR	580	858	NR	710	65	NR	840	1	NR	970	0	NR
455	715	NR	585	875	NR	715	55	NR	845	1	NR	975	0	NR
460	492	NR	590	884	NR	720	47	NR	850	1	NR	980	0	NR
465	402	NR	595	880	NR	725	40	NR	855	1	NR	985	0	NR
470	288	NR	600	868	NR	730	34	NR	860	1	NR	990	0	NR
475	226	NR	605	844	NR	735	28	NR	865	1	NR	995	0	NR
480	227	NR	610	814	NR	740	24	NR	870	0	NR	1000	0	NR
485	248	NR	615	771	NR	745	20	NR	875	0	NR			

REPORT NUMBER: SP1-2407-157-8

Scotopic Flux vs. Wavelength



Scotopic Lumens: NR

S/P: 1.66

λ (nm)	Power W [^] /nm	Lumens (φ/nm)	λ (nm)	Power W [^] /nm	Lumens (φ/nm)	λ (nm)	Power W [^] /nm	Lumens (φ/nm)	λ (nm)	Power W [^] /nm	Lumens (φ/nm)	λ (nm)	Power W [^] /nm	Lumens (φ/nm)
360	0	NR	490	289	NR	620	725	NR	750	17	NR	880	0	NR
365	0	NR	495	351	NR	625	673	NR	755	15	NR	885	0	NR
370	0	NR	500	414	NR	630	619	NR	760	13	NR	890	0	NR
375	0	NR	505	470	NR	635	562	NR	765	11	NR	895	0	NR
380	0	NR	510	513	NR	640	506	NR	770	9	NR	900	0	NR
385	0	NR	515	546	NR	645	452	NR	775	8	NR	905	0	NR
390	0	NR	520	571	NR	650	400	NR	780	7	NR	910	0	NR
395	1	NR	525	592	NR	655	352	NR	785	6	NR	915	0	NR
400	3	NR	530	606	NR	660	307	NR	790	5	NR	920	0	NR
405	6	NR	535	624	NR	665	267	NR	795	4	NR	925	0	NR
410	12	NR	540	642	NR	670	231	NR	800	4	NR	930	0	NR
415	22	NR	545	663	NR	675	199	NR	805	3	NR	935	0	NR
420	44	NR	550	686	NR	680	171	NR	810	3	NR	940	0	NR
425	83	NR	555	713	NR	685	146	NR	815	2	NR	945	0	NR
430	150	NR	560	745	NR	690	125	NR	820	2	NR	950	0	NR
435	267	NR	565	774	NR	695	106	NR	825	2	NR	955	0	NR
440	466	NR	570	806	NR	700	90	NR	830	1	NR	960	0	NR
445	804	NR	575	835	NR	705	76	NR	835	1	NR	965	0	NR
450	1000	NR	580	858	NR	710	65	NR	840	1	NR	970	0	NR
455	715	NR	585	875	NR	715	55	NR	845	1	NR	975	0	NR
460	492	NR	590	884	NR	720	47	NR	850	1	NR	980	0	NR
465	402	NR	595	880	NR	725	40	NR	855	1	NR	985	0	NR
470	288	NR	600	868	NR	730	34	NR	860	1	NR	990	0	NR
475	226	NR	605	844	NR	735	28	NR	865	1	NR	995	0	NR
480	227	NR	610	814	NR	740	24	NR	870	0	NR	1000	0	NR
485	248	NR	615	771	NR	745	20	NR	875	0	NR			

REPORT NUMBER: SP1-2407-157-8

Melanopic Flux vs. Wavelength



Melanopic Lumens: NR

M/P: 3.37

λ (nm)	Power W [^] /nm	Lumens (ϕ /nm)	λ (nm)	Power W [^] /nm	Lumens (ϕ /nm)	λ (nm)	Power W [^] /nm	Lumens (ϕ /nm)	λ (nm)	Power W [^] /nm	Lumens (ϕ /nm)	λ (nm)	Power W [^] /nm	Lumens (ϕ /nm)
360	0	NR	490	289	NR	620	725	NR	750	17	NR	880	0	NR
365	0	NR	495	351	NR	625	673	NR	755	15	NR	885	0	NR
370	0	NR	500	414	NR	630	619	NR	760	13	NR	890	0	NR
375	0	NR	505	470	NR	635	562	NR	765	11	NR	895	0	NR
380	0	NR	510	513	NR	640	506	NR	770	9	NR	900	0	NR
385	0	NR	515	546	NR	645	452	NR	775	8	NR	905	0	NR
390	0	NR	520	571	NR	650	400	NR	780	7	NR	910	0	NR
395	1	NR	525	592	NR	655	352	NR	785	6	NR	915	0	NR
400	3	NR	530	606	NR	660	307	NR	790	5	NR	920	0	NR
405	6	NR	535	624	NR	665	267	NR	795	4	NR	925	0	NR
410	12	NR	540	642	NR	670	231	NR	800	4	NR	930	0	NR
415	22	NR	545	663	NR	675	199	NR	805	3	NR	935	0	NR
420	44	NR	550	686	NR	680	171	NR	810	3	NR	940	0	NR
425	83	NR	555	713	NR	685	146	NR	815	2	NR	945	0	NR
430	150	NR	560	745	NR	690	125	NR	820	2	NR	950	0	NR
435	267	NR	565	774	NR	695	106	NR	825	2	NR	955	0	NR
440	466	NR	570	806	NR	700	90	NR	830	1	NR	960	0	NR
445	804	NR	575	835	NR	705	76	NR	835	1	NR	965	0	NR
450	1000	NR	580	858	NR	710	65	NR	840	1	NR	970	0	NR
455	715	NR	585	875	NR	715	55	NR	845	1	NR	975	0	NR
460	492	NR	590	884	NR	720	47	NR	850	1	NR	980	0	NR
465	402	NR	595	880	NR	725	40	NR	855	1	NR	985	0	NR
470	288	NR	600	868	NR	730	34	NR	860	1	NR	990	0	NR
475	226	NR	605	844	NR	735	28	NR	865	1	NR	995	0	NR
480	227	NR	610	814	NR	740	24	NR	870	0	NR	1000	0	NR
485	248	NR	615	771	NR	745	20	NR	875	0	NR			

Summary

$R_f = 82.6$
 $R_g = 95.1$
 CIE $R_a = 80.6$
 $R_9 = -5.8$



Color Vector Graphics

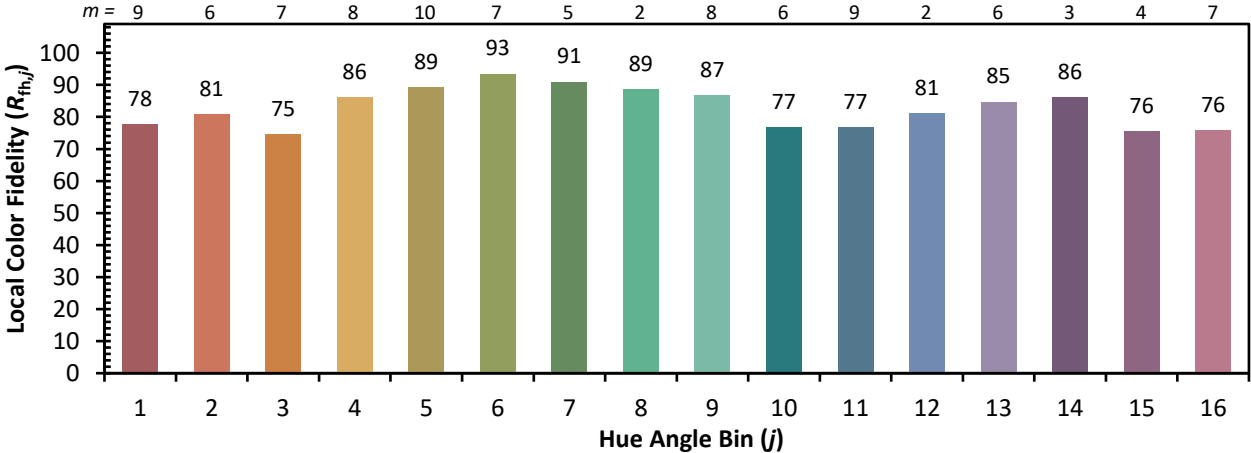


Individual Sample Fidelity Index ($R_{f,i}$)

CES01 = 85	CES26 = 79	CES51 = 94	CES76 = 72
CES02 = 61	CES27 = 93	CES52 = 94	CES77 = 82
CES03 = 31	CES28 = 90	CES53 = 88	CES78 = 71
CES04 = 69	CES29 = 83	CES54 = 89	CES79 = 91
CES05 = 48	CES30 = 95	CES55 = 88	CES80 = 88
CES06 = 50	CES31 = 86	CES56 = 84	CES81 = 80
CES07 = 40	CES32 = 78	CES57 = 84	CES82 = 95
CES08 = 39	CES33 = 90	CES58 = 84	CES83 = 95
CES09 = 29	CES34 = 85	CES59 = 90	CES84 = 90
CES10 = 74	CES35 = 92	CES60 = 91	CES85 = 78
CES11 = 57	CES36 = 85	CES61 = 87	CES86 = 73
CES12 = 63	CES37 = 91	CES62 = 87	CES87 = 83
CES13 = 42	CES38 = 95	CES63 = 84	CES88 = 86
CES14 = 74	CES39 = 98	CES64 = 78	CES89 = 76
CES15 = 71	CES40 = 94	CES65 = 75	CES90 = 87
CES16 = 46	CES41 = 98	CES66 = 75	CES91 = 72
CES17 = 49	CES42 = 92	CES67 = 73	CES92 = 62
CES18 = 56	CES43 = 88	CES68 = 77	CES93 = 78
CES19 = 71	CES44 = 99	CES69 = 82	CES94 = 60
CES20 = 65	CES45 = 93	CES70 = 72	CES95 = 70
CES21 = 86	CES46 = 90	CES71 = 67	CES96 = 82
CES22 = 78	CES47 = 95	CES72 = 89	CES97 = 90
CES23 = 91	CES48 = 84	CES73 = 65	CES98 = 84
CES24 = 90	CES49 = 89	CES74 = 93	CES99 = 73
CES25 = 71	CES50 = 94	CES75 = 69	



Color Rendition by Hue-Angle Bin



Measure Comparisons



(END OF REPORT)